



CLOVER
RESIDENCE



THE VALLEY
PHASE II

LUXURY LIVING AMIDST NATURE



SUPER
MARKET

RESTAURANT



RESTAURANT

GYM

RESTAURANT




Introducing a residential paradise in the heart of Bangtao, adjacent to HeadStart International School, this expansive project, covering over 66,000 square meters, creates a premier lifestyle hub on the island of Phuket. Experience the joys of island living, with the convenience of essential amenities all within walking distance. This sophisticated living experience is unparalleled in Phuket.




Clover Residence offers the perfect chance for you to experience Phuket's luxury island lifestyle. Don't miss out on this amazing opportunity to enjoy nearby venues and access world class education at neighboring international schools, with essential amenities right on your doorstep. Discover a life of convenience.


1. HeadStart International School

 100 m. 1 mins (By walk)


2. Go Fresh restaurant

 200 m 1 min (By walk)


3. Blue Tree Phuket

 500 m. 2 mins (By walk)

4. Porto de Phuket

 1.9 km 4 min (By car)

5. Bangtao Beach

 3 km. 6 min (By car)

6. Robinson Lifestyle Shopping Mall

 5 km. 6 mins (By car)


7. Boat Lagoon

 10 km. 15 mins (By car)

8. Thalang Hospital

 6km 15 min (By car)

9. Makro

 6 km 10min (By car)

10. Phuket International Airport

 17 km. 25 mins (By car)


11. Central Floresta Phuket

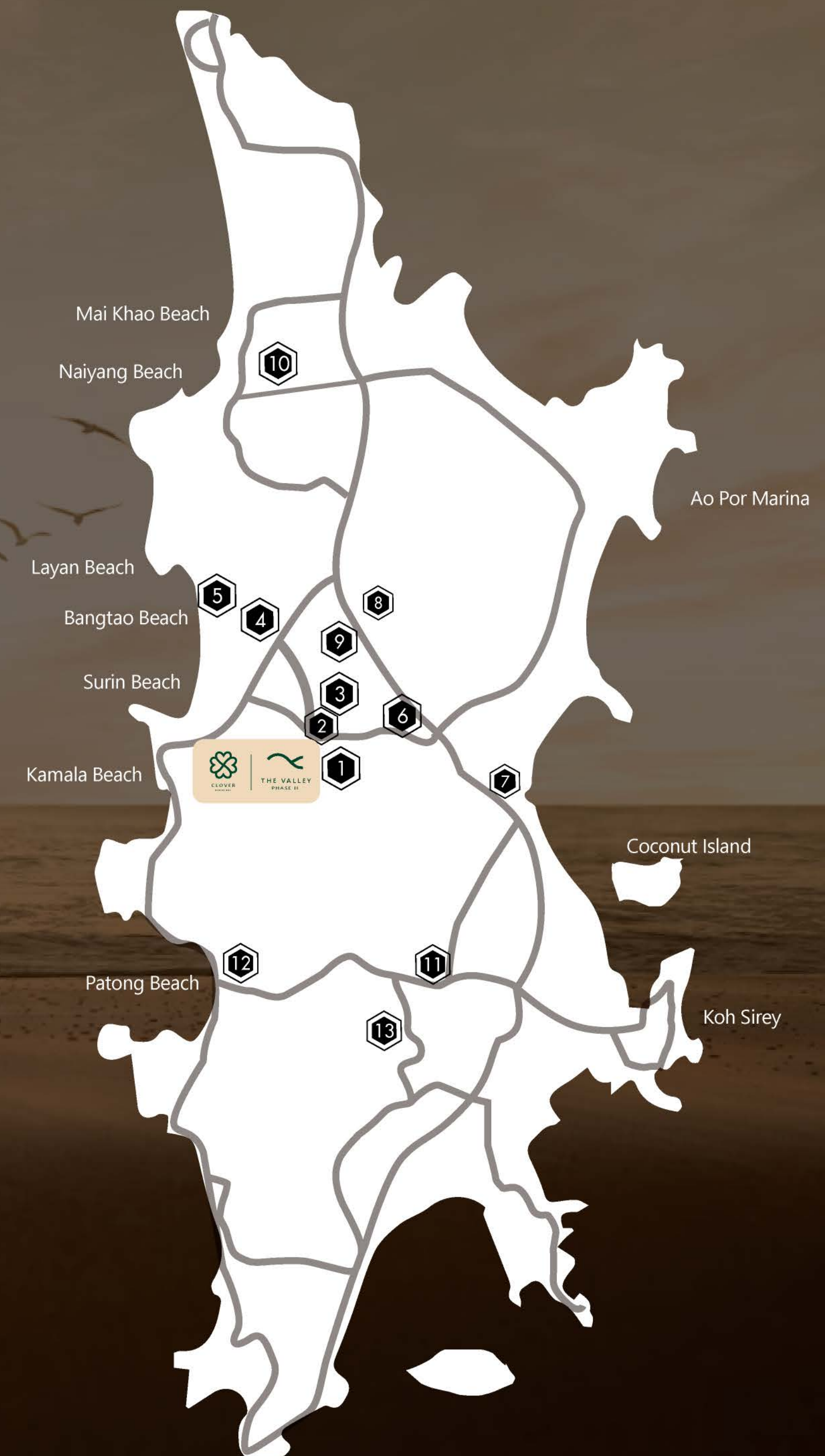
 18 km. 20 mins (By car)

12. Patong Beach

 20 km. 30 mins (By car)

13. King Power Phuket

 20 km. 30 mins (By car)





Dr Parimon Phaisamran

Founder of Clover Residence

Principal of HeadStart International School
and educator of fifteen years

"Working in educational management has been a rewarding journey and I am proud to be a founding member of HeadStart International School Group since its very early days.

I have worked with designers and architects for many years, building high quality schools from the ground up. I believe creating a School District offering luxury residence to families, within walking distance, is the perfect lifestyle concept".



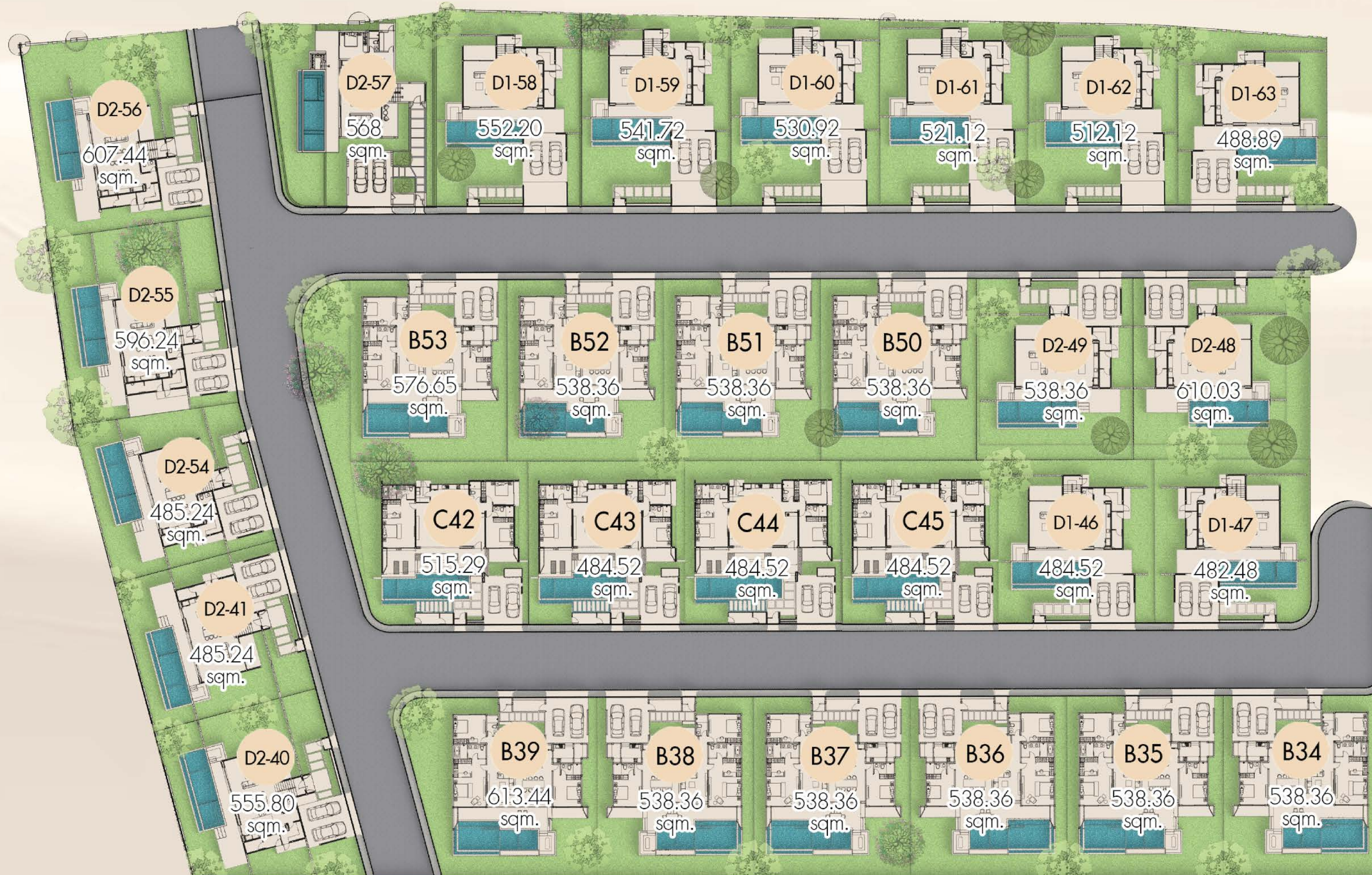


Clover Residence is nestled amidst rolling hills and breathtaking sea views, this tropical paradise is a place of exceptional beauty and relaxation. With excellent connectivity to locations around the island this is the perfect opportunity to claim your place in this highly sought after residential project.





MASTER PLAN



Our Project, Clover Residence, is developed by the experienced Good Team Group in direct collaboration with our partner construction company. Together, we are a team that inspires confidence through its reputation and results.



TYPE D



The D Type is the star of our project, meticulously crafted to offer a range of options from three to five bedrooms, based on your living needs. With its flexible and versatile floor plans, the D Type offers an astounding price that you simply cannot afford to miss. Don't let this final opportunity slip away!





TYPE D ✿ | ~



TYPE D  | 



TYPE D ✿ | ~



THE VALLEY
PHASE II

TYPE D-1

GROUND FLOORPLAN

LAND PLOT SIZE	512.12 sq.m
GROUND FLOOR PLAN	258.14 sq.m
2 nd FLOOR PLAN	148.98 sq.m
TOTAL FLOOR PLAN	407.12 sq.m
GREEN AREA	253.98 sq.m
TOTAL	661.10 sq.m

INTERIOR SPACE

1 LIVING/ DINING / KITCHEN AREA	72.10 sq.m
2 STAIRS	11.06 sq.m
3 BEDROOM 4	15.96 sq.m
4 BATHROOM 4	4.35 sq.m
5 STORAGE ROOM	7.70 sq.m



TYPE D-1

GROUND FLOORPLAN

EXTERIOR SPACE

6	ENTRANCE	18.30 sq.m
7	GARAGE	40.82 sq.m
8	PUMP ROOM	5.27 sq.m
9	TERRACE 1	33.98 sq.m
10	SUNKEN SEAT	6 sq.m
11	SWIMMING POOL (11.2X4m)	44.80 sq.m
12	TERRACE 2	10.56 sq.m
13	GARDEN	5.55 sq.m



TYPE D-1 2nd FLOORPLAN



2nd FLOOR PLAN

148.98 SQ.M

INTERIOR SPACE

14	CORRIDOR	12.72 SQ.M
15	LIVING ROOM	12.51 SQ.M
16	MASTER BEDROOM	25.37 SQ.M
17	BATHROOM 1	11.28 SQ.M
18	BEDROOM 2	16.15 SQ.M
19	BATHROOM 2	6.74 SQ.M
20	BEDROOM 3	19.92 SQ.M
21	BATHROOM 3	6.40 SQ.M
22	BALCONY	37.90 SQ.M



TYPE D-2

GROUND FLOORPLAN



LAND PLOT SIZE	555.80 sq.m
GROUND FLOOR PLAN	276.52 sq.m
2 nd FLOOR PLAN	148.98 sq.m
TOTAL FLOOR PLAN	425.50 sq.m
GREEN AREA	279.28 sq.m
TOTAL	704.78 sq.m

INTERIOR SPACE

1 LIVING / DINING / KITCHEN AREA	71.90 sq.m
2 STAIRS	11.62 sq.m
3 BEDROOM 4	16.80 sq.m
4 BATHROOM 4	4.35 sq.m
5 STORAGE ROOM	5.80 sq.m



TYPE D-2

GROUND FLOORPLAN

EXTERIOR SPACE

6	ENTRANCE	14.55 sq.m
7	GARAGE	40.35 sq.m
8	TERRACE 1	11.04 sq.m
9	TERRACE 2	33.90 sq.m
10	SUNKEN SEAT	6 sq.m
11	SWIMMING POOL (11.2X4m)	44.80 sq.m
12	GARDEN	9.30 sq.m
13	PUMP ROOM	6.12 sq.m



THE VALLEY
PHASE II

TYPE D-2 2nd FLOORPLAN



2nd FLOOR PLAN

148.98 sq.m

INTERIOR SPACE

14	CORRIDOR	12.72 sq.m
15	LIVING ROOM	12.51 sq.m
16	MASTER BEDROOM	25.37 sq.m
17	BATHROOM 1	11.28 sq.m
18	BEDROOM 2	16.15 sq.m
19	BATHROOM 2	6.74 sq.m
20	BEDROOM 3	19.92 sq.m
21	BATHROOM 3	6.40 sq.m
22	BALCONY	37.90 sq.m



TYPE C



Introducing the highly anticipated C Type, the most remarkable layout in the project. Space utilization is maximized to perfection, featuring three bedrooms and a spacious living room. With astute planning, the C Type has become the most cost-effective choice on the market, offering excellent return on investment (ROI). Don't miss out on this exceptional opportunity!





TYPE C ✿ | ~



TYPE C ✿ | ~



TYPE C ✿ | ~



TYPE C

GROUND FLOORPLAN

FLOOR PLAN
GREEN AREA
LAND PLOT SIZE

351.80 sq.m
132.72 sq.m
484.52 sq.m

INTERIOR SPACE

1	LIVING / DINING / KITCHEN AREA	81.25 sq.m
2	STORAGE ROOM	3.15 sq.m
3	MASTER BEDROOM	33.25 sq.m
4	BATHROOM 1	8.45 sq.m
5	BEDROOM 2	14.10 sq.m
6	BATHROOM 2	4.45 sq.m
7	BEDROOM 3	16.85 sq.m
8	BATHROOM 3	4.20 sq.m



CLOVER
RESIDENCE



THE VALLEY
PHASE II

TYPE C

GROUND FLOORPLAN

EXTERIOR SPACE

9	ENTRANCE	17.20 sq.m
10	GARAGE	37.45 sq.m
11	PUMP ROOM	7.90 sq.m
12	TERRACE 1	33.80 sq.m
13	SUNKEN SEAT	15.20 sq.m
14	SWIMMING POOL (12.2 X 4m)	45.10 sq.m
15	TERRACE 2	8.75 sq.m
16	TERRACE 3	2.15 sq.m



TYPE B



The B Type is a perfectly contrived design that can be customized to the unique needs of our client. This flexible layout, can accommodate a spacious living room, a choice of three or four bedrooms and a private swimming pool. All this is complemented by an outdoor leisure area, providing the ultimate living experience for the whole family.





TYPE B ❀ | ~



TYPE B ✿ | ~



TYPE B ✿ | ~



TYPE B-4

GROUND FLOORPLAN



FLOOR PLAN
GREEN AREA
LAND PLOT SIZE

376.80 sq.m
161.56 sq.m
538.36 sq.m

INTERIOR SPACE

1	LIVING / DINING / KITCHEN AREA	86.60 sq.m
2	STORAGE ROOM	6.65 sq.m
3	MASTER BEDROOM	39.30 sq.m
4	BATHROOM 1	9.45 sq.m
5	BEDROOM 2	16.20 sq.m
6	BATHROOM 2	4.35 sq.m
7	BEDROOM 3	15 sq.m
8	BATHROOM 3	5.10 sq.m
9	BEDROOM 4	18.35 sq.m
10	BATHROOM 4	5.10 sq.m



TYPE B-4

GROUND FLOORPLAN

EXTERIOR SPACE

11	ENTRANCE	10.20 sq.m
12	GARAGE	33.35 sq.m
13	PUMP ROOM	9.10 sq.m
14	TERRACE 1	7.75 sq.m
15	TERRACE 2 / BBQ AREA	37.45 sq.m
16	SUNKEN SEAT	10.20 sq.m
17	SWIMMING POOL (12 X 4m)	57.20 sq.m



TYPE B-3

GROUND FLOORPLAN



FLOOR PLAN

357.15 sq.m

GREEN AREA

181.21 sq.m

LAND PLOT SIZE

538.36 sq.m

INTERIOR SPACE

1	LIVING / DINING / KITCHEN AREA	68.95 sq.m
2	MASTER BEDROOM	28.90 sq.m
3	BATHROOM 1	9.60 sq.m
4	BEDROOM 2	20.15 sq.m
5	BATHROOM 2	5.30 sq.m
6	BEDROOM 3	20.60 sq.m
7	BATHROOM 3	5.4 sq.m
8	THAI KITCHEN	7.85 sq.m
9	STORAGE ROOM	5.40 sq.m



TYPE B-3 GROUND FLOORPLAN

EXTERIOR SPACE

10	ENTRANCE	10.20 sq.m
11	GARAGE	37.80 sq.m
12	PUMP ROOM	8.70 sq.m
13	TERRACE 1	7.75 sq.m
14	TERRACE 2 / BBQ AREA	36.10 sq.m
15	SUNKEN SEAT	10.20 sq.m
16	SWIMMING POOL (12X4m)	57.20 sq.m

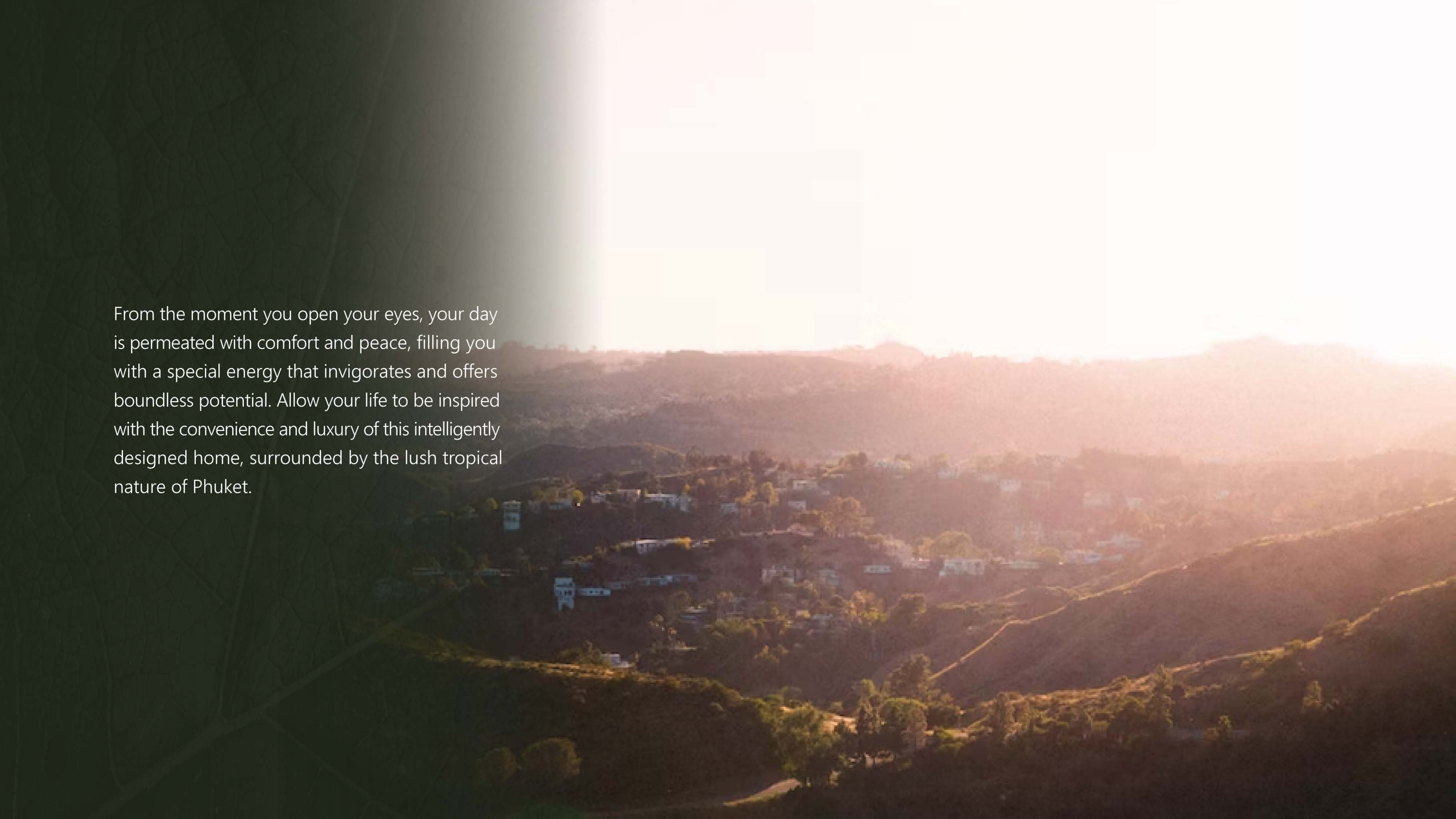


Experience the perfect culinary installation in your luxury villa where a fully-equipped kitchen caters to all tastes and cuisines. Facing a spacious living room and a private swimming pool, this is the ultimate setting for you to immerse yourself in the art of cooking. Epicureans and food lovers alike should not miss out on this opportunity to revel in this beautifully designated space.





Embrace the joy this elegantly designed living space brings and fall in love with a home that offers the perfect setting for hosting friends, making unforgettable memories and creating cherished moments with family.

A wide-angle landscape photograph capturing a serene tropical scene during the 'golden hour' of sunset or sunrise. The sky is a brilliant, hazy orange, with the sun's glow creating a soft, diffused light across the entire scene. In the foreground and middle ground, a lush, green valley is dotted with a small village of white-walled buildings with dark roofs, some of which are perched on gentle slopes. The hills in the background are silhouetted against the bright sky, their details softened by the atmospheric haze. The overall mood is peaceful and idyllic, emphasizing the beauty and tranquility of the location.

From the moment you open your eyes, your day is permeated with comfort and peace, filling you with a special energy that invigorates and offers boundless potential. Allow your life to be inspired with the convenience and luxury of this intelligently designed home, surrounded by the lush tropical nature of Phuket.



The bespoke, imported furniture is uniquely designed to be both functional and aesthetically pleasing. creating the perfect space to host friends or spend quality time with your family.

The spacious and well fitted living room opens directly to the patio and swimming pool, while glimpses of lush tropical gardens and refreshing mountain views can be enjoyed from all corners of the property.

The spacious bedroom, with ensuite bathroom and closet space, offers the privacy you crave at the end of the day.



CLOVER
RESIDENCE



THE VALLEY
PHASE II



LINE



WHATSAPP



WECHAT

Telephone: 088 6032 888

Email: sales@cloverth.net